

A-11104-MS

ERIC-14 REPORT COLLECTION
REPRODUCTION
COPY

63

Los Alamos National Laboratory is operated by the University of California for the United States Department of Energy under contract W-7405-ENG-36

*SAME Equation of State
Number 7100, Dry Sand*

LOS ALAMOS NATIONAL LABORATORY

3 9338 00319 4585

Los Alamos Los Alamos National Laboratory
Los Alamos, New Mexico 87545

Manuscript prepared by Jo Ann Brown, Group T-1

DISCLAIMER

This report was prepared as an account of work sponsored by an agency of the United States Government. Neither the United States Government nor any agency thereof, nor any of their employees, makes any warranty, express or implied, or assumes any legal liability or responsibility for the accuracy, completeness, or usefulness of any information, apparatus, product, or process disclosed, or represents that its use would not infringe privately owned rights. Reference herein to any specific commercial product, process, or service by trade name, trademark, manufacturer, or otherwise, does not necessarily constitute or imply its endorsement, recommendation, or favoring by the United States Government or any agency thereof. The views and opinions of authors expressed herein do not necessarily state or reflect those of the United States Government or any agency thereof.

LA-11104-MS

UC-34

Issued: November 1987

SESAME Equation of State Number 7100, Dry Sand

J. F. Barnes
S. P. Lyon



Los Alamos Los Alamos National Laboratory
Los Alamos, New Mexico 87545

SESAME EQUATION OF STATE NUMBER 7100, DRY SAND

by

J. F. Barnes and S. P. Lyon

ABSTRACT

A global equation of state (EOS) for a dry sand mixture at a grain density of 2.60 g/cm^3 has been constructed and placed on the SESAME library as material number 7100. A "sandstone" EOS can be generated by combining the present EOS with a suitable EOS for water in the desired proportions. The hydrocode setup should then allow for the desired degree of porosity.

The chemical composition of the mixture of granular rock that we call "sand" obviously varies greatly with location. Although sand typically consists of well over 50 weight percent silica (as quartz, its high density form), there is an abundance of other oxides such as Al_2O_3 , Fe_2O_3 , and CaO normally present in addition to a significant amount of water of hydration. (In the chemical analysis considered here, the organic matter present is also treated as water.) The particular mixture represented by EOS 7100 is given in Table I, where the data are taken from Vinogradov and Ronov.¹ It should be pointed out that the table displays the results of chemical analyses, rather than the actual molecular species present in the undisturbed samples. For example, the CaO probably arises predominantly from the decomposition of limestone in

TABLE I

Composition of Dry Sand as Used in EOS 7100

<u>Mineral/Compound</u>	<u>By Weight</u>	<u>By Number</u>
SiO ₂	70.00 %	68.34 %
Al ₂ O ₃	8.22	4.73
Fe ₂ O ₃	4.53	1.67
TiO ₂	0.58	0.43
CaO	4.25	4.45
MgO	1.89	2.75
K ₂ O	2.06	1.28
Na ₂ O	0.58	0.55
SO ₃	0.69	0.50
CO ₂	3.87	5.16
H ₂ O	3.02	9.83
---	.31	0.31

the analyzed samples. The CO_2 is mostly produced from limestone and various other carbonate rocks. Because of the uncertain bound state of the chemical components of the mixture, clearly any equation of state that might be constructed is quite uncertain except at higher temperature where the relative atomic abundance is the only important factor. For this mixture the average atom, as used in the GRIZZLY² EOS code, has a value of $\bar{Z} = 9.549$ and $\bar{A} = 19.124$, roughly 5% lower than for SiO_2 itself. The grain density (reference density) is 2.60 g/cm^3 , compared to 2.65 g/cm^3 for SiO_2 .

When shock data on the composite are lacking, as is the case at hand, a mixture EOS can, in theory, still be constructed by using any of a number of available "mixing prescriptions" on the aggregate of individual component EOSs. However, since we also lack EOSs for several of the components, we used the following procedure:

- 1) We combined, using the "ideal mixing" option in GRIZZLY, the EOSs of the five most abundant components for which we had data: SiO_2 , Al_2O_3 , CaO , Fe_2O_3 , and H_2O .
- 2) We obtained from this incomplete but representative mixture a calculated Hugoniot curve in the shock velocity-particle velocity ($U_s - U_p$) plane and approximated it by four straight line segments.
- 3) We then used this result as part of the input to GRIZZLY for an average atom EOS calculation for the complete mixture as given in Table I.

The fit to the mixture Hugoniot is shown in Figure 1. It is apparent that the abrupt stishovite transition of quartz³ is rounded somewhat in the mixture, as would be expected, although both CaO and Fe_2O_3 display somewhat similar polymorphic transitions to that of quartz

in their shock data.⁴ Parameters of the U_s-U_p fit are given in Table II. Shock data were matched to the Thomas-Fermi-Dirac calculations at a compression of 1.85.

The CHART JD nuclear model and generalized CHART D gamma, both due to J.D. Johnson³, were used. Gamma has the form

$$\gamma_1(\eta) = \gamma_1(\eta=\infty) + k_{11} (1/\eta) + k_{21}(1/\eta)^2 \quad \eta \geq 1$$

$$\gamma_2(\eta) = \gamma_2(\eta=0) + k_{12} \eta + k_{22}\eta^2 \quad \eta \leq 1$$

The k_{ij} are determined by the high and low density asymptotes and the right and left derivatives of γ with respect to $\ln\rho$ at normal density. This form has the advantage that if γ has structure as a function of density, as in the case with phase transitions, a more accurate representation can be obtained. The values of these parameters were taken to be the same as those used for polycrystalline quartz (SESAME 7383) as given in Ref. 3. The reference gamma, Debye temperature, and cohesive energy for the mixture were taken to be the weighted sum of the corresponding parameter values for each of the five major components. For each molecular species, the weight used was the normalized weight percent divided by the molecular weight. This method yielded a reference gamma of 0.857, a Debye temperature of 849.4 K, and a cohesive energy of 136.7 kcal/mole. In the cold curve construction, the Lennard-Jones ϵ factor was taken to be 0.25, which resulted in a critical temperature of about 8500 K.

Figure 2 depicts the calculated pressure isotherms over the entire temperature range of the SESAME library table. Note that the isotherms

TABLE II

Approximate Shock Hugoniot as Used in EOS 7100

$$U_s = c + sU_p$$

<u>Domain</u>	<u>c</u>	<u>s</u>
$0 \leq U_p < 0.774$	3.875	1.938
$0.774 \leq U_p < 1.786$	5.375	0.433
$1.786 \leq U_p < 2.524$	5.813	0.762
$2.524 \leq U_p$	6.375	1.609

below the critical isotherm display van der Waals loops; this is the form in which the 301 table is stored on the SESAME library. For reference, we also show the corresponding isotherms with Maxwell equal-area construction in Figure 3. Data for effecting this replacement are stored in the 401 table of the library.

Figure 4 displays the energy isotherms.

A "sandstone" EOS can be generated by combining EOS 7100 with a suitable SESAME equation of state for water in the desired proportions. For example, we produced an EOS for a mixture of 97% by weight dry sand and 3% water to model sandstone with a total porosity of 15%, 45.6% of which is water saturated. In this case the dry bulk density is 2.21 g/cm^3 and the wet bulk density is 2.28 g/cm^3 . In performing the mixing process we used SESAME 7153, a water equation of state essentially developed by Francis Ree of Lawrence Livermore National Laboratory. The calculated $U_s - U_p$ Hugoniot for the resulting sandstone mixture, shocked from its porous density of 2.28 g/cm^3 , is shown in Figure 5. A word of warning: the hydrocode setup may have to be altered to set pressure and energy at ambient values when initiating a run at a porous density less than the reference density of the SESAME table.

REFERENCES

1. A. P. Vinogradov and A. B. Ronov, *Geokhimija* (English Translation), No. 6, 533 (1956). It should be noted that the analysis was performed on deep core samples and the mixture should more properly be called "dry sandstone". Sandstone is formed from sand by pressure and/or the injection of cementing materials; often the relative amount of such additive material is small.
2. J. Abdallah, Jr., "User's Manual for GRIZZLY," Los Alamos National Laboratory report LA-10244-M (September, 1984).
3. See, for example, J. D. Johnson and S. P. Lyon, "EOS for Polycrystalline Quartz," Los Alamos National Laboratory report LA-10391-MS (May, 1985).
4. S. P. Marsh, editor, LASL Shock Hugoniot Data, U.C. Press (1980).

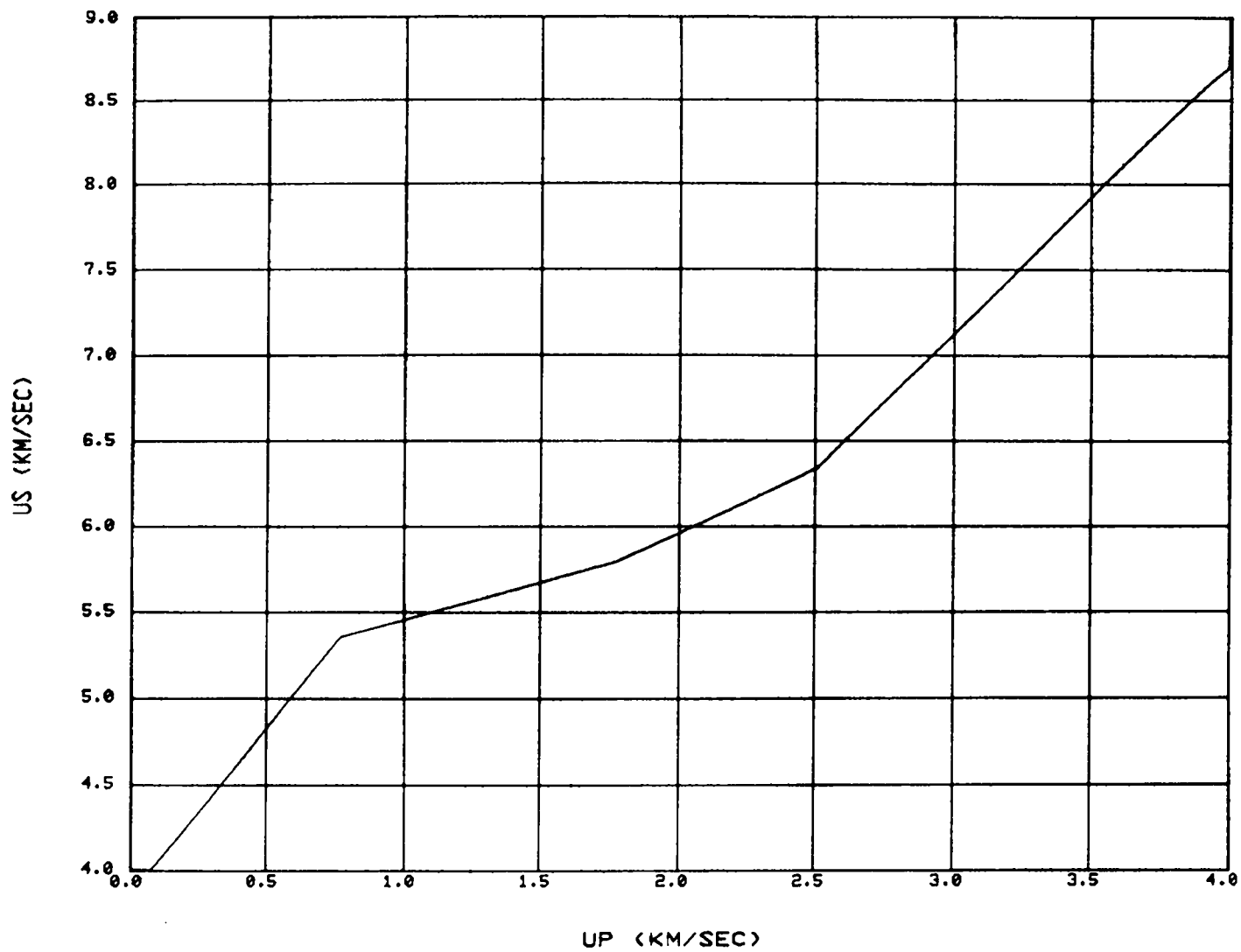


Figure 1. Shock velocity versus particle velocity along the principal Hugoniot for EOS 7100.

7100-1ST
 TEMP (K)
 A-0.00+00
 B-2.98+02
 C-1.16+03
 D-5.80+03
 E-1.16+04
 F-2.32+04
 G-3.48+04
 H-5.80+04
 I-1.16+05
 J-2.32+05
 K-3.48+05
 L-5.80+05

-1.16+06
 -2.90+06
 -6.96+06
 -1.74+07
 -6.96+07
 -2.32+08
 -1.16+09

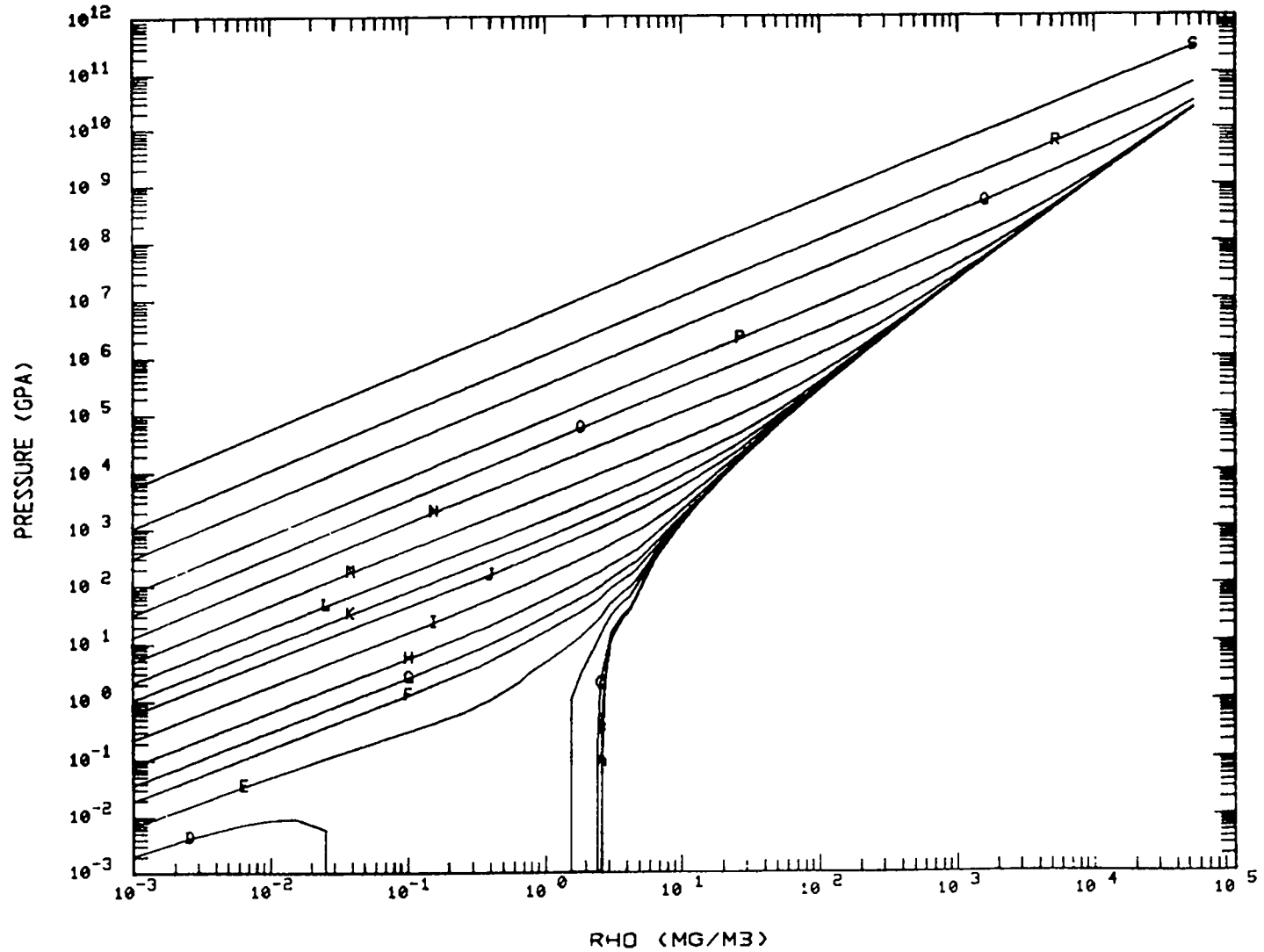


Figure 2. Selected pressure isotherms, containing the van der Waal loops, for EOS 7100.

7100-IST
 TEMP (K)
 A-0.00+00
 B-1.45+02
 C-2.90+02
 D-5.80+02
 E-1.16+03
 F-2.30+03
 G-4.60+03
 H-9.20+03
 I-1.84+04
 J-3.68+04
 K-7.36+04
 L-14.72+04

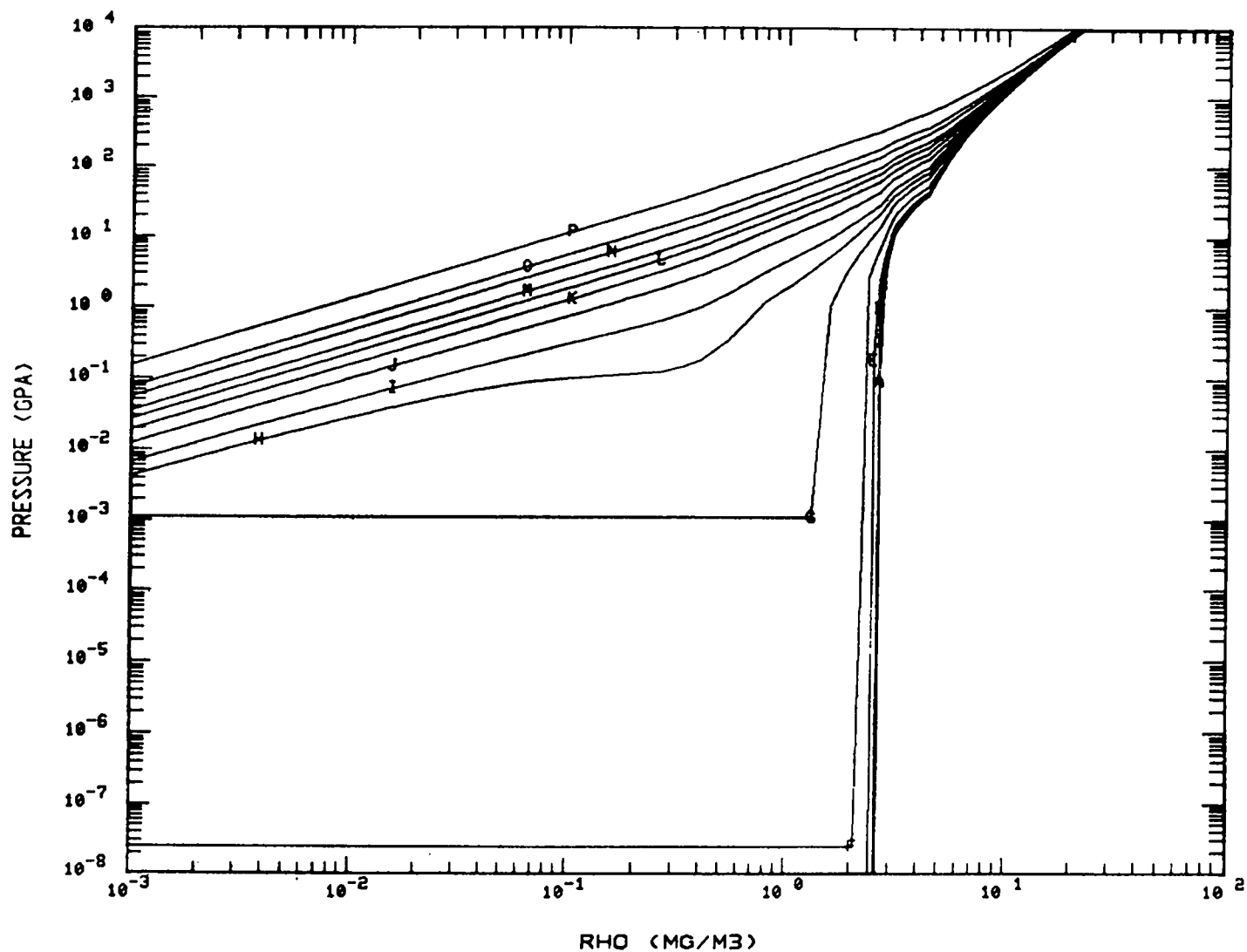


Figure 3. Selected pressure isotherms for EOS 7100 with van der Waal loops replaced by calculated equilibrium vapor pressure.

7100-1ST
 TEMP (K)
 T- 0.00+00
 W- 2.98+02
 Q- 1.16+03
 P- 5.80+03
 R- 1.16+04
 S- 3.32+04
 T- 3.48+04
 U- 5.80+04
 V- 1.16+05
 W- 3.32+05
 X- 3.48+05
 Y- 5.80+05

M- 1.16+06
 N- 2.98+06
 O- 6.96+06
 P- 1.74+07
 Q- 6.96+07
 R- 2.32+08
 S- 1.16+09

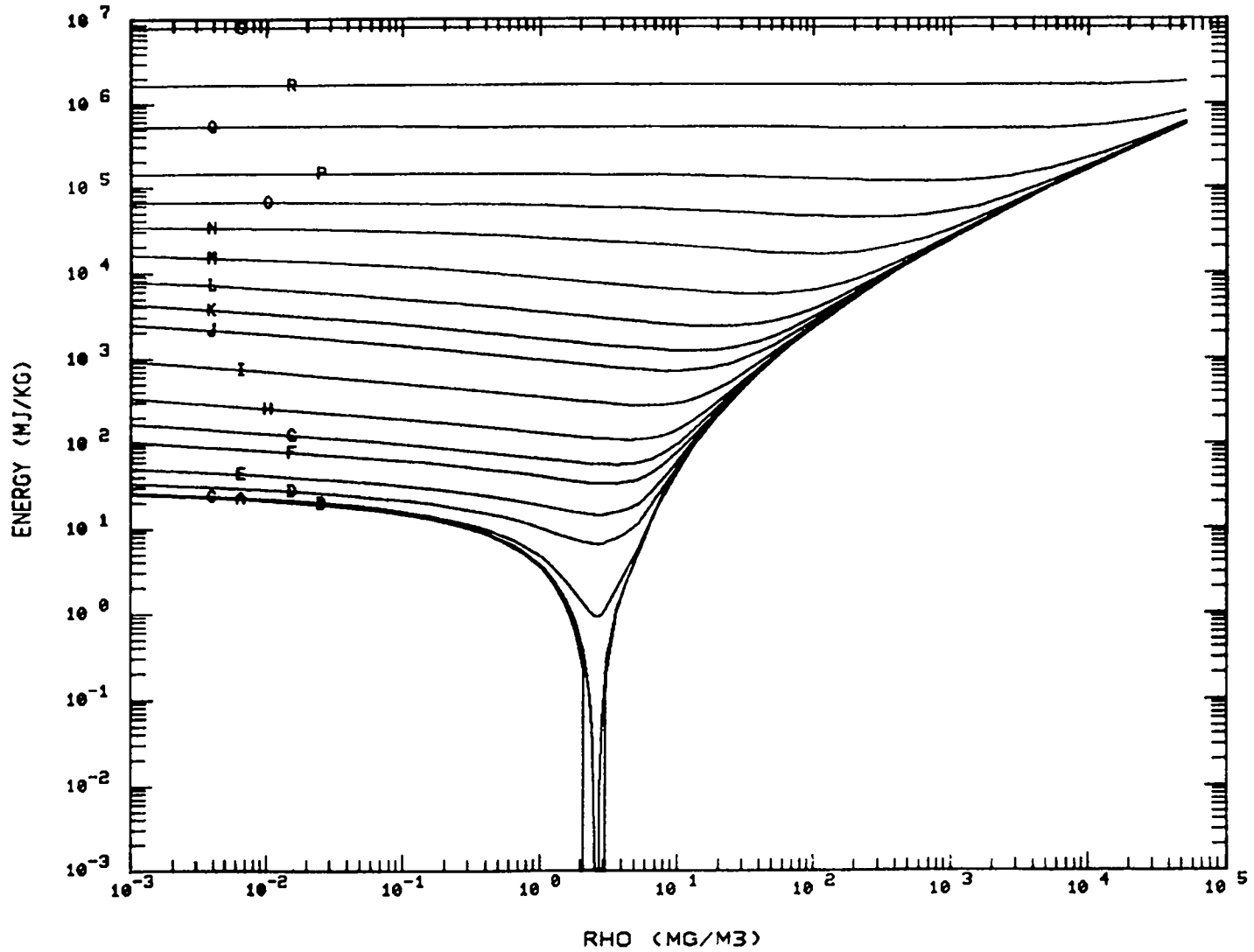


Figure 4. Selected energy isotherms for EOS 7100.

7101-HU1
E0 MJ/KG
0.00+00

11

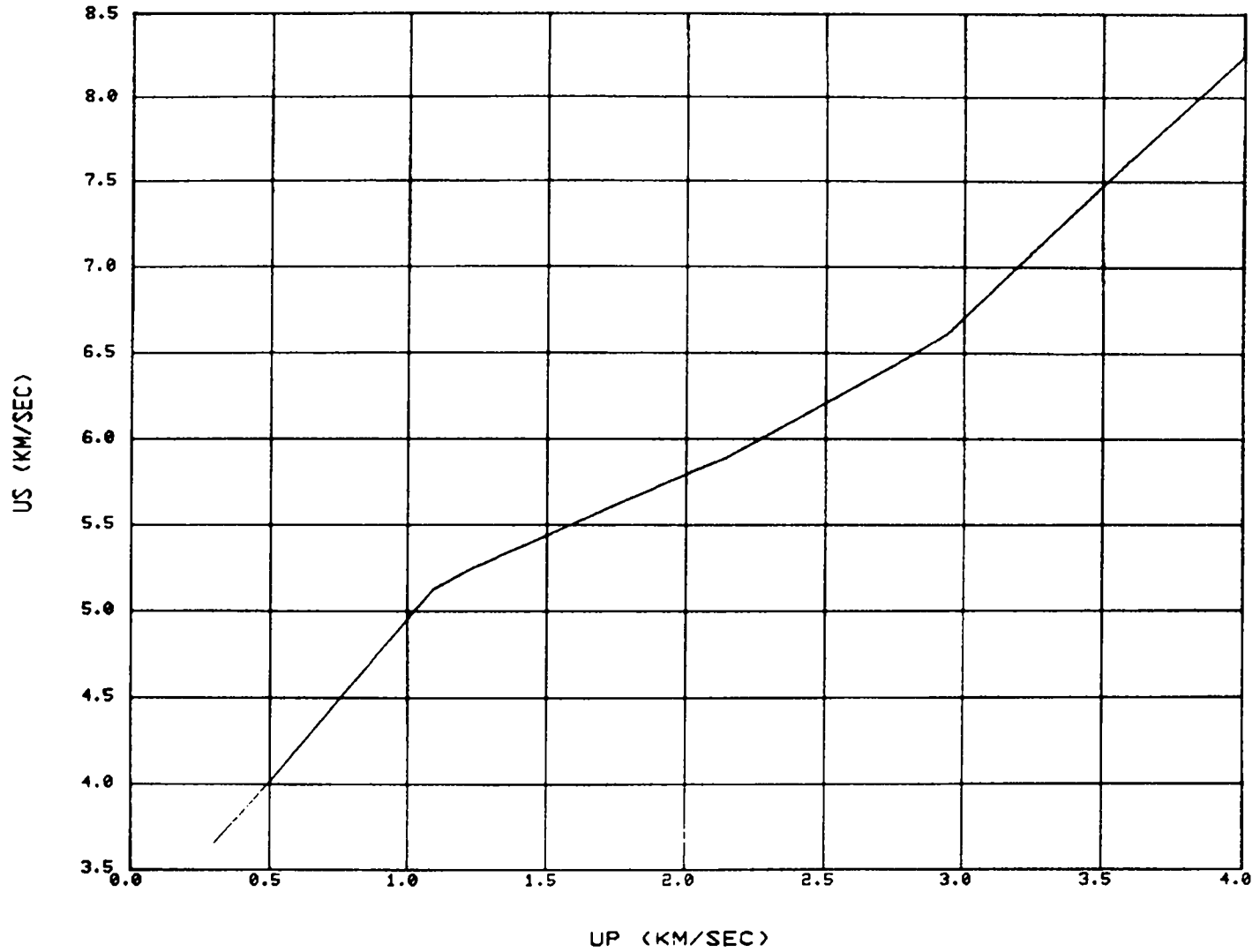


Figure 5. Calculated principal Hugoniot for sandstone with total porosity of 15%, 45.6% of which is water saturated.

Printed in the United States of America
 Available from
 National Technical Information Service
 U.S. Department of Commerce
 5285 Port Royal Road
 Springfield, VA 22161
 Microfilm (A01)

NTIS		NTIS		NTIS		NTIS	
Page Range	Price Code	Page Range	Price Code	Page Range	Price Code	Page Range	Price Code
001075	A02	151-175	A08	301-325	A14	451-475	A20
002030	A03	176-200	A09	326-350	A15	476-500	A21
003075	A04	201-225	A10	351-375	A16	501-525	A22
004030	A05	226-250	A11	376-400	A17	526-550	A23
005075	A06	251-275	A12	401-425	A18	551-575	A24
006030	A07	276-300	A13	426-450	A19	576-600	A25
						601 up	A99

Contact NTIS for a price quote.

Los Alamos